



Get Started in 3 Easy Steps!

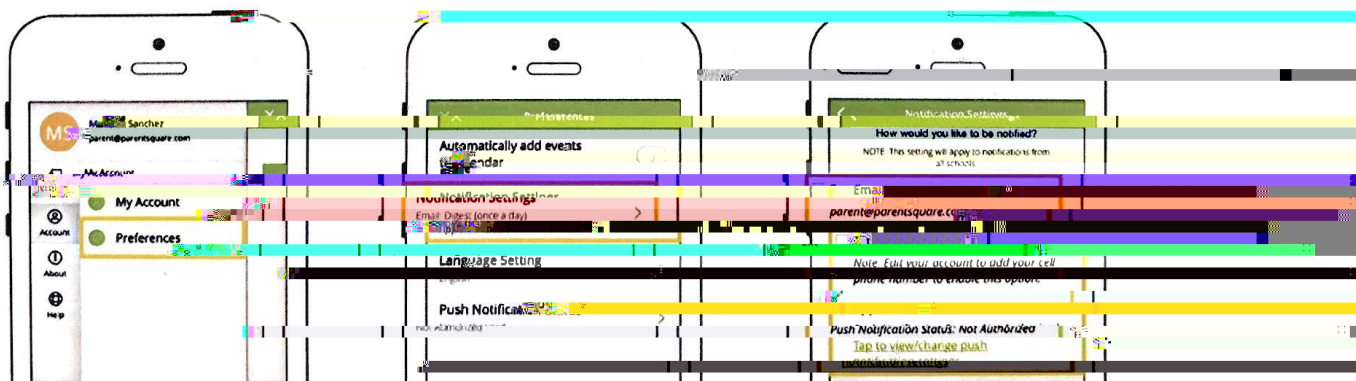


1. Download the ParentSquare app on your iPhone or Android mobile app
2. Log in with your email or phone number registered with the school
3. Start receiving notifications relevant to your child

How to Make Sure You Stay Connected



Choose Your Notification Preferences



1. Tap on 'My Account' and select 'Preferences'
2. Tap on 'Notification Settings'
3. Select your notification preferences